

Alkaline phosphatase (ALP) kinetic- IFCC(4 + 1)

IVD

REF.	Pack size
158 02 020	(2 X 20 ml) 40 tests
158 01 050	(1 X 50 ml) 50 tests
158 10 010	(10 X 10 ml) 100 tests
158 04 050	(4 X 50 ml) 200 tests

Intended Use

Alkaline Phosphatase reagent is intended for the in-vitro quantitative and diagnostic determination of ALP in human serum .

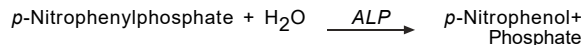
Introduction

Alkaline phosphatase (ALP) catalyzes the hydrolysis of a wide variety of physiologic and non-physiologic phosphoric acid esters in alkaline medium (pH optimum 10). The liver and biliary tract are the source of alkaline phosphatase in normal sera. Normal alkaline phosphatase levels are age dependent being higher in children and adolescents in comparison to adults. ALP is one of the tests of choice for evaluating cholestasis and obstructive jaundice. Elevated levels are found in many diseases including hepatitis, cirrhosis, malignancy and in bone diseases.

Method

Kinetic method according to the International Federation of Clinical Chemistry (IFCC)

Principle



Reagents

Reagent 1 (Buffer)

2-Amino-2-Methyl-1-Propanol (pH 10.3) 2.0 mol/L
MgCl₂ 2.0 mmol/L

Reagent 2 (Substrate)

p-Nitrophenylphosphate 16 mmol/L

Reagents preparation, storage and stability

All reagents are stable until expiration date stated on label when stored refrigerated at 2 - 8 °C. Once opened, the reagent is stable for 1 months at 2 - 8 °C .

Prepare the working solution according to the number of tests required by mixing 4 volumes of reagent 1 (R1) and 1 volume of reagent 2 (R2), e.g. 400 µl R1 + 100 µl R2.

Working solution is stable for 4 weeks at 2 - 8 °C or 5 days at 15 - 25 °C.

Deterioration

Do not use liquizyme ALP reagent if it is turbid or if the absorbance of the working reagent is more than 2.2 at 405 nm. Failure to recover control values within the assigned range may be an indication of reagent deterioration.

Precautions and Warnings

Do not ingest or inhale. In case of contact with eyes or skin; rinse immediately with plenty of soap and water. In case of severe injuries; seek medical advice immediately.

Specimen collection and preservation

Non-haemolyzed fresh serum is the preferred specimen. Heparin is the only acceptable anticoagulant. Alkaline phosphatase activity may slowly increase in serum samples stored at room temperature. Previously frozen or lyophilized sera may show a marked decrease in values immediately. The activity then increases to the initial values, and the rate of this increase is time and temperature dependent.

Stability: 2 months at -20 °C ; 4 weeks at 4 - 8 °C;
7 days at 20 - 25 °C

Procedure

Wavelength	405 nm (400 - 420 nm)
Optical path	1 cm
Assay type	Kinetic
Direction	Increase
Sample : Reagent Ratio	1 : 100
Temperature	37 °C
Equilibration time	1 minute
Read time	1 to 3 minutes
Zero adjustment	Against air

Working solution 1.0 ml

Specimen 10 µl

Mix, read initial absorbance after 1 minute and start timer simultaneously. Read again after 1, 2 and 3 minutes. Determine the mean absorbance change per minute (ΔA/min).

Calculation

To calculate the alkaline phosphatase (ALP) activity. Use the following formula: U/L = 5454 × ΔA 405 nm/min

Quality control

Normal and abnormal control serum of known concentration should be analyzed with each run.

Sensitivity

5.0 U/L.

Linearity

750 U/L.

Expected Values

1- Males	
a) 20 - 50 years	53-128 U/L
b) > 60 years	56-119 U/L
2- Females	
a) 20 - 50 years	42-98 U/L
b) > 60 years	53-141 U/L
3- Children: 1 - 12 years	<460 U/L

The reference values are to be considered as indicative only. Every Laboratory should establish its own normal ranges.

Interference

Haemolysis

A 200 mg/dL haemoglobin results in a 10% negative bias.

Icterus

No interference up to bilirubin level of 40 mg/dL.

Lipemia

No interference up to 1000 mg/dL.

Performance characteristics

Precision

Within run (Repeatibility)

	Level 1	Level 2
n	20	20
Mean (U/L)	177.7	359.7
SD	1.71	1.5
CV%	0.96	0.43

Run to run (Reproducibility)

	Level 1	Level 2
n	20	20
Mean (U/L)	178.5	365.5
SD	1.82	1.86
CV%	1.15	0.55

Waste Disposal

This product is made to be used in professional laboratories. Please consult local regulations for a correct waste disposal.

S56: dispose of this material and its container at hazardous or

special waste collection point.









S57: use appropriate container to avoid environmental contamination.

S61: avoid release in environment. refer to special instructions/safety data sheets.

References

- 1.Moss DW, Henderson AR, Kachmar JF.
- 2.Tietz NW, Rinker AD, Shaw LM. IFCC methods for the measurement of catalytic concentration of enzymes. IFCC method for alkaline phosphatase . J Clin Chem Clin Biochem.
- 3.Zawta B, Klein G, Bablok W. Temperaturumrechnung in der Klinischen Enzymologie? Klin lab.

SYMBOLS IN PRODUCT LABELLING

	For in-vitro diagnostic use
	Batch Code/Lot number
	Catalogue Number
	Consult instructions for use
	Temperature Limitation
	Use by/Expiration Date
	CAUTION. Consult instructions for use
	Manufactured by



Spectrum For Diagnostics Industries - Free Zone
Ismailia Free Zone , Block 5 .
Cairo- Port said Avenue.
Ismailia, Egypt
Tel: +2 064 3488 013 - +2 064 3488 014 Fax: +2 064 3488 015
www.sdi-fz.com



IFUF158 Rev.(2), 20/6/2020



MDSS GmbH
Schiffgraben 41
30175 Hannover, Germany

